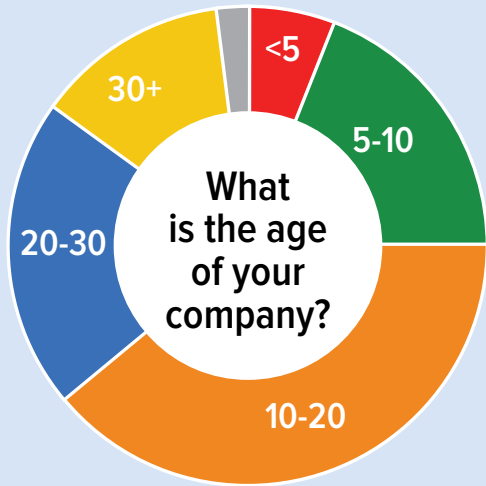


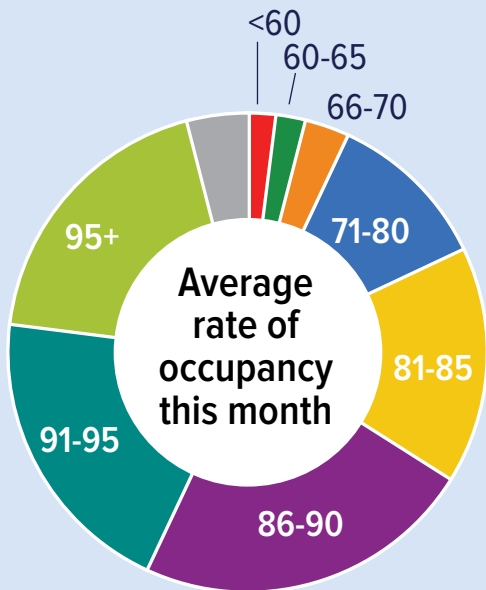
The SSA recently surveyed 400 self storage member owner/operators. Some of the survey questions that we focus on here pertain to 1) age of the self storage company; 2) how many facilities owned; 3) February 2015 occupancy rate; and 4) total number of full and part time employees. Below are our survey results.



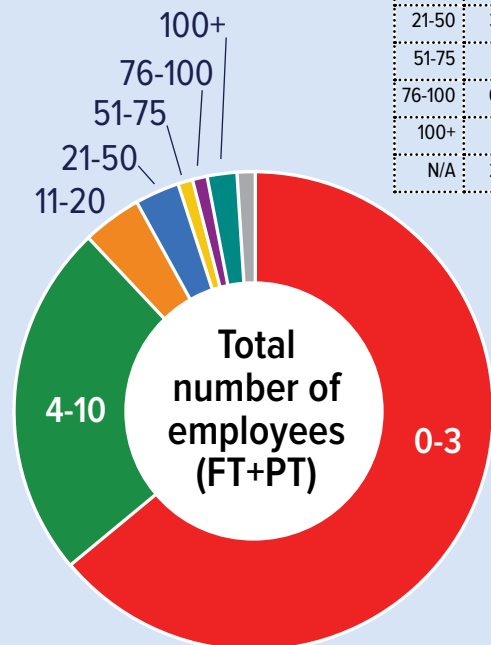
YRS	%
<5	5.8
5-10	19.3
10-20	39.3
20-30	21.0
30+	13.0
N/A	1.8



#	%
1	61.3
2-4	24.5
5-9	6.8
10+	7.3
N/A	.3



RATE	%
<60	1.5
60-65	1.8
66-70	3.0
71-80	11.3
81-85	15.5
86-90	23.3
91-95	19.8
95+	18.5
N/A	5.5



#	%
0-3	63.8
4-10	23.8
11-20	3.8
21-50	3.3
51-75	1.3
76-100	0.5
100+	1.5
N/A	2.3

▼ Data Not Available

Data from February 10-11, 2015 | n = 400 | margin of error ±5%